

Requirements for Collect Orders – Covid Control

When collecting your goods your health and safety is very important to us. Please observe the following requirements to help us make your visit to Stressline as safe as possible.

Please be aware you will be entering a working factory with mobile plant operating around you.

Upon arrival please remain in your vehicle and contact the site management by calling one of the numbers below.

Customer Collections:
Concrete – 07798 611397
Steel – 07825 893423

All Deliveries – 07867 391459
Merchants Transport – 01455 270320



Help us to protect you and our workforce, keeping 2 metres distance from others and please wear a face mask.

ONSITE



- All vehicles entering the premises do so at the owner's risk, The company will not be held liable for any damages or loss however caused.
- You must wear protective footwear, hi visibility jacket/over vest, safety eyewear and face mask
- A safety helmet must be worn if you need to leave your vehicle after reporting to site management
- Occupants without the above safety clothing must remain inside their vehicle at all times after reporting to site management
- Do not exceed 10 mph.
- Do not obstruct the path of the moving gantry cranes which are in operation at all times, with your vehicle or yourself.
- It is the drivers responsibility to ensure the load is secure before leaving the loading area.



YOUR VEHICLE

Make sure your vehicle complies with the following specifications

- Preferably, the load space area of your vehicle is of an open/flat bed design to allow access for an overhead crane. Manual handling will only be allowed at our discretion.
- Able to accommodate the length of the longest unit(s) to be collected, carry the total weight of the whole order and remain within the operating limits of your vehicles maximum load weight capacity.
- Under no circumstances will cars be loaded.




We reserve the right to decline to load any vehicle that we consider does not meet the above requirements or to be unsafe.

HANDLING UNITS

When offloading units use the following guide

- Apply lifting force at both ends of the unit (do not lift from the centre).
- Lay the units on a flat surface and lay stacking spacers evenly near to the ends of the unit.
- For a more comprehensive guide please refer to our Control of Substances Hazardous to health (COSHH) sheet available upon arrival.



****IN ORDER TO PREVENT DELAYS TO YOUR DRIVERS PLEASE ENSURE THAT THEY HAVE THE CORRECT PAPERWORK WHEN COLLECTING AND HAVE DETAILS OF THE TICKET NUMBER BEING COLLECTED. FAILURE TO HAVE THIS INFORMATION MAY RESULT IN A LENGTHY WAITING TIME OR BEING TURNED AWAY****